

# OptiBond™ FL

## Technique Summary

For complete instructions, refer to Directions for Use.



1. Etch dentin/enamel with Kerr Gel Etchant\* (37.5% phosphoric acid) for 15 seconds.



2. Rinse thoroughly for 15 seconds.



3. Air dry for 3 seconds. Do not desiccate.



4. Apply **PRIME\*\*** with light brushing motion for 15 seconds.



5. Air dry for 5 seconds.



6. Using same applicator, apply **ADHESIVE** with light brushing motion for 15 seconds.



7. Air thin for 3 seconds.



8. Light cure for 20 seconds. Surface is ready for composite placement.

\* CAUTION: Contains phosphoric acid. Avoid contact with skin, eyes and soft tissue. In case of contact with skin or eyes, flush immediately with water. Get medical attention for eyes. Do not take internally.

\*\* CAUTION: Avoid contact with skin, eyes, and soft tissue. Wash skin with water after contact. Material may cause dermatitis.

OptiBond, Unidose, and Kerr are trademarks owned by Kerr Corporation.

OptiBond, Unidose, and Kerr are registered with the U.S. PTO and other countries.

©2011 Kerr Corporation.

**Kerr™**  
Sybron Dental Specialties

OptiBond FL Technique Card –80465 Rev 1

Card size – 5.75" x 4"

Prints 4/4 (cmyk)

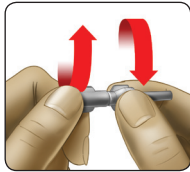
Stock/coating – 100# gloss cover with a 1.5 mil gloss laminate both sides.

# OptiBond™ FL


## Technique Summary

Refer to complete Directions for Use booklet regarding specifics.

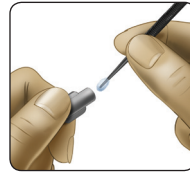
Unidose™



1. Grip Unidose capsule by wings and twist until seal is broken.



2. Discard section with stem.



3. Dip applicator into capsule.

**Yellow** – Prime  
**Black** – Adhesive

Bottle



1. Dispense **PRIME**.  
Dip brush. Prime tooth.



2. Dispense **ADHESIVE**.  
Dip brush. Apply adhesive.

**NOTE:** When restoring multiple teeth, use OptiBond FL Prime on all prepared surfaces before applying the adhesive.

If the applicator tip has been placed in the adhesive **DO NOT PLACE BACK** into the prime capsule or well, use a new applicator.

©2011 Kerr Corporation  
Printed in USA 80465 Rev 1

Your practice is *our* inspiration.™

**Kerr™**  
Sybron Dental Specialties

OptiBond FL Technique Card –80465 Rev 1

Prints 4/4 (cmyk)

Stock/coating – 100# gloss cover with a 1.5 mil gloss laminate both sides.